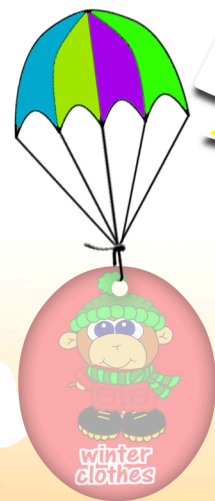


GENKI ENGLISH WORKBOOK

Level 4
Danger



Name: _____



My name is _____

Under the sea

by Richard Graham (CD6 ☆)

What can you see under the sea?

What can you see under the sea?

I can see a whale.

I can see a squid.

I can see a seahorse.

I can see a jellyfish.

I can see a crab.

I can see a dolphin.

I can see a shark.


I can see a starfish.

I can sing




I can say ...

I can see a ...




whale




squid




seahorse




jellyfish




crab



dolphin



shark



starfish

What can you see under the sea?

My name is _____

Head & Shoulders

by Richard Graham (CD11 ☆)

Head, shoulders, knees & toes,
knees & toes

Head, shoulders, knees & toes,
knees & toes

Eyes & ears & mouth & nose







Head, shoulders, knees & toes,
knees & toes.

I can sing




I can say ...

Touch your ...



Draw all these body parts on a monster!



Make a face

by Richard Graham (CD6 ☆)

Make a face.
Make a face.
Make a face.
Make a face.

Put on the nose.
Put on the ears.
Put on the mouth.
Put on the eyes.

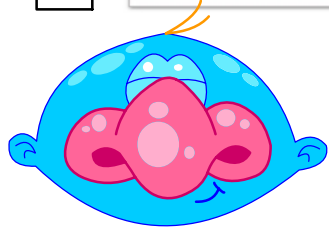
Put on the eyebrows.
Put on the cheeks.
Put on the hair.
Put on the tongue!

I can sing



I can say ...


Put on the ...



nose



ears



mouth



eyes



eyebrows



cheeks



hair



tongue

Make a face!



My name is _____

Let's make a monster!

by Richard Graham (CD12 ☆)

Let's make a monster!

Let's make a monster!

2 necks

3 heads

4 mouths

5 legs

Let's make a monster!

Let's make a monster!

6 toes

7 arms

8 fingers

9 noses!



I can say ...



neck




head



mouth



leg




toe



arm




finger



nose

Now draw your own monster!

I can sing



My name is _____

Doctor, Doctor!

by Richard Graham (CD4 ☆)

Doctor, Doctor! My head hurts.
Doctor, Doctor! My arm hurts.
Doctor, Doctor! My leg hurts.
Doctor, Doctor! My stomach hurts.

Are you OK? No, I'm not!
Are you OK? Yeah, I'm OK!

Doctor, Doctor! My hand hurts.
Doctor, Doctor! My foot hurts.
Doctor, Doctor! My back hurts.
Doctor, Doctor! My tooth hurts.

Are you OK? No, I'm not!
Are you OK? Yeah, I'm OK!

I can sing



I can say ...

My ... hurts



head



arm



leg



stomach



hand



foot



back



tooth

Are you OK?



My name is _____


Winter Clothes

by Richard Graham (CD9 ☆)

Baby Monkey, put on your hat.
Baby Monkey, put on your scarf.
Baby Monkey, put on your coat.
Baby Monkey, put on your boots.
Put on, put on, put on, put on,
Put on your boots!


Baby Monkey, take off your hat.
Baby Monkey, take off your scarf.
Baby Monkey, take off your coat.
Baby Monkey, take off your boots.
Take off, take off, take off, take off,
Take off your boots!

I can sing



I can say ...


Put on / take off your ...



hat



scarf





coat



boots

Put on Baby Monkey's winter clothes!



My name is _____

Summer Clothes

by Richard Graham (CD11 ☆)

Baby Monkey it's summer.
Let's go to the beach.
Baby Monkey it's summer.
Don't forget your sunscreen!

Don't forget your hat.
Don't forget your t-shirt.
Don't forget your shoes.
Don't forget your shorts.


Don't forget your bucket.
Don't forget your spade.
Don't forget your fishing rod
Don't forget your shades.

Baby Monkey it's summer.
Let's go to the beach.
Baby Monkey it's summer.
Don't forget your sunscreen!



I can say ...

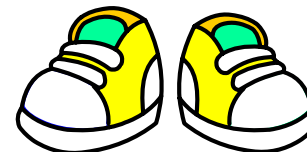
Don't forget your ...



hat



t-shirt




shoes




shorts



bucket






spade



fishing rod



Draw the clothes on the Baby Monkeys!



I can sing